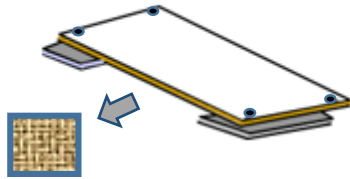


1.

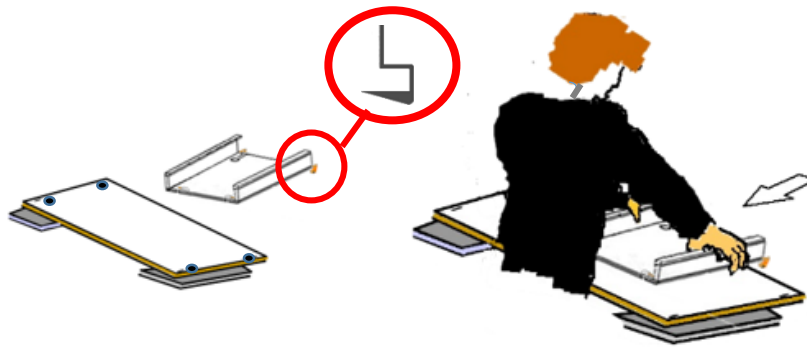


Remove a BILLY shelf

Place the shelf overturned raised on books


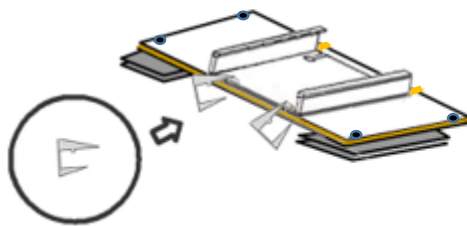
**HANDLE WITH CARE**

2.



Place the SD shell upside down on the shelf. Gently push the shell back to its limit.

3.



Clip the shell to the shelf. Return the shelf to the bookcase and return the drawer.

**SD Mk 5 intended to be 'plug and play'.****Slide the SD on to a shelf, hooks facing forward, clip at the back. Done.****Adorn your BILLY bookcase with handy small storage space.**